


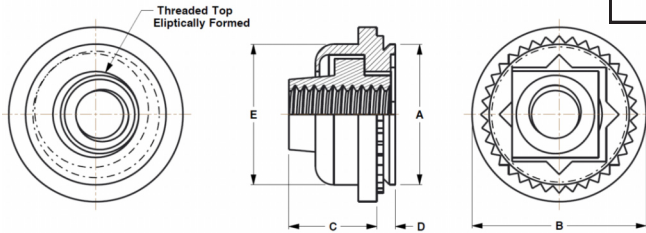
Self-Clinching Floating Locking Nuts

Series CFFS & CFFC



CFFS & CFFC floating clinch nuts provide a self-clinching fastener with a floating nut that compensates for mating misalignments to .030 inches (.8 mm) and provides prevailing torque for the mating screw equivalent to MIL-N-25027 specifications.

Series	Material		Finish	
	Body	Nut	Body	Nut
CFFS	Heat-treated Carbon Steel	300 Series Stainless Steel	Zinc* Clear	Black Dry Film Lubricant (ML)
CFFC	300 Series Stainless Steel	300 Series Stainless Steel	Passivated ASTM A967	Black Dry Film Lubricant (ML)



Thread: Self Locking Internal 3B, ANSI B1.1 (6H, ANSI/ASME B1.13M).

Float: .015 in. (.4mm) minimum in all directions from center, .030 in. (.8mm) total.

Use in: Materials with Rockwell Hardness of B-70 or less.

*See Finish Spec. on Page 6.
Spec. MIL-L-46010 available

STARBURST® design indicates genuine Captive self-clinching Floating Nut.

Dimensions & Specifications

Thread Size	Part Number		D Max	Min.	+.003 in. (.08mm) - .000(0.00)	A Max	E Max	B ±.015 in. (±.38mm)	C Max	Min.	
	Carbon Steel	Stainless Steel									
INCH (in.)	#4-40	CFFS440-1	CFFC440-1	.038	.038	.290	.289	.290	.36	.130	0.3
		CFFS440-2	CFFC440-2	.054	.054						
	#6-32	CFFS632-1	CFFC632-1	.038	.038	.328	.327	.335	.39	.130	0.32
		CFFS632-2	CFFC632-2	.054	.054						
	#8-32	CFFS832-1	CFFC832-1	.038	.038	.368	.367	.365	.44	.130	0.34
		CFFS832-2	CFFC832-2	.054	.054						
	#10-24	CFFS1024-1	CFFC1024-1	.038	.038	.406	.405	.405	.47	.170	0.36
		CFFS1024-2	CFFC1024-2	.054	.054						
#10-32	CFFS1032-1	CFFC1032-1	.038	.038	.406	.405	.405	.47	.170	0.36	
	CFFS1032-2	CFFC1032-2	.054	.054							
1/4-20	CFFS420-2	CFFC420-2	.054	.054	.515	.514	.510	.60	.210	0.42	
	CFFS428-2	CFFC428-2	.054	.054							
METRIC (mm)	M3x0.5	CFFSM3-1	CFFCM3-1	.97	.97	7.37	7.36	7.337	9.14	3.31	7.62
		CFFSM3-2	CFFCM3-2	1.38	1.38						
	M4x0.7	CFFSM4-1	CFFCM4-1	.97	.97	9.35	9.33	9.28	11.18	3.31	8.64
		CFFSM4-2	CFFCM4-2	1.38	1.38						
	M5x0.8	CFFSM5-1	CFFCM5-1	.97	.97	10.31	10.29	10.29	11.94	4.32	9.14
		CFFSM5-2	CFFCM5-2	1.38	1.38						
	M6x1.0	CFFSM6-2	CFFCM6-2	1.38	1.38	13.08	13.06	12.96	15.24	5.34	10.67

All items subject to minimum order requirements.


*Not stocked, available on special order.

Continued on next page.



Self-Clinching Floating Locking Nuts

Series CFFS & CFFC



Continued from previous page.

Installation & Performance Data

Thread Size	Shank	Cold-rolled Steel			2024-T3 Aluminum			5052-H34 Aluminum			
		Installation Force (lbs.)	Pushout (lbs.)	Torque-out (in.-lbs.)	Installation Force (lbs.)	Pushout (lbs.)	Torque-out (in.-lbs.)	Installation Force (lbs.)	Pushout (lbs.)	Torque-out (in.-lbs.)	
INCH (in.)	#4-40	-1	3000	300	85	3000	220	65	1500	215	65
		-2	3000	300	150	3000	225	150	2000	225	80
	#6-32	-1	3000	300	150	3000	235	110	2000	240	140
		-2	3000	300	175	3000	275	150	2000	250	150
	#8-32	-1	3000	300	150	3000	240	110	2000	250	140
		-2	3000	400	200	3000	300	150	2000	265	150
	#10-24	-1	3500	400	150	3500	300	150	2000	300	150
		-2	3500	450	200	3500	300	200	2000	350	175
#10-32	-1	3500	400	150	3500	300	150	2000	300	150	
	-2	3500	450	200	3500	300	200	2000	350	175	
1/4-20 1/4-28	-2	5000	500	325	5000	300	325	3000	400	325	
Thread Size	Shank	Installation Force (kN)	Pushout (N)	Torque-out (N•m)	Installation Force (kN)	Pushout (N)	Torque-out (N•m)	Installation Force (kN)	Pushout (N)	Torque-out (N•m)	
METRIC (mm)	M3	-1	13	1334	9.6	13.3	978	7.3	6.7	956	7.3
		-2	13	1334	16.9	13.3	1000	16.9	8.9	1000	9
	M4	-1	13	1334	16.9	13.3	1067	12.4	8.9	1112	15.8
		-2	13	1779	22.6	15.6	1334	16.9	8.9	1178	16.9
	M5	-1	15	1779	16.9	15.6	1334	16.9	8.9	1334	16.9
		-2	15	2001	22.6	16.6	1334	22.6	8.9	1556	19.7
M6	-2	22	2224	36.7	22.2	1334	36.7	13.3	1779	36.7	